



Gloucester Avenue, Silsden, BD20 0BX

Asking Price £286,000


- NO UPPER CHAIN
- GENEROUS CORNER PLOT WITH GARDENS TO THREE SIDES
- SITING ROOM FLOODED WITH NATURAL LIGHT
- MODERN HOUSE BATHROOM
- EXCELLENT FAMILY HOME
- THREE-BED, SEMI-DETACHED HOME
- SUPERB DINING KITCHEN
- UTILITY AREA & GROUND FLOOR W.C
- BEAUTIFULLY PRESENTED THROUGHOUT
- POPULAR LOCATION

Gloucester Avenue, Silsden BD20 0BX

Offered to the market with no upper chain, this beautifully presented three-bedroom, semi-detached home, perfectly positioned on a generous garden plot with gardens to three sides, is ready for it's next chapter.



Council Tax Band: B



PROPERTY DETAILS

Step into this beautifully presented three-bedroom, semi-detached home, perfectly positioned on a generous corner plot with gardens wrapping gracefully around three sides. Lovingly renovated over recent years, the property exudes warmth, charm and modern comfort—creating a truly inviting space for any family. Offered to the market with no onward chain, this home is ready for its next chapter.

From the moment you enter, you're welcomed by a stylish hallway featuring under-stairs storage. The light-filled sitting room boasts dual-aspect windows, sleek laminate flooring and a striking contemporary fireplace, perfect for cosy evenings in. The heart of the home is the superb dining kitchen, designed with elegant cream cabinetry and flowing seamlessly into a practical utility area. Just off the kitchen, a convenient downstairs WC adds to the home's thoughtful layout.

Upstairs, three beautifully decorated bedrooms await, each finished in calming neutral tones with soft carpet underfoot. The house bathroom is fresh and modern, featuring a white three-piece suite and tasteful finishes.

Step outside into the wraparound gardens, bursting with mature borders, vibrant flowers and established shrubs—a true haven for nature lovers and perfect for outdoor entertaining. A spacious timber shed/garden room offers further flexibility, whether for storage, hobbies or a serene retreat.

Tucked away in the heart of ever-popular Silsden, this home enjoys a location that truly offers the best of both worlds—peaceful village living with every convenience close at hand. Within walking distance, you'll find charming shops, schools, a doctor's and dentist's surgery and a great choice of restaurants and pubs. Surrounded by breathtaking countryside and ideally placed between Skipton and Ilkley, Silsden also benefits from excellent transport links, including a nearby train station at Steeton—connecting you effortlessly to Leeds, Bradford, Manchester and beyond.

This is more than a home—it's a lifestyle opportunity. Early viewing is highly recommended!



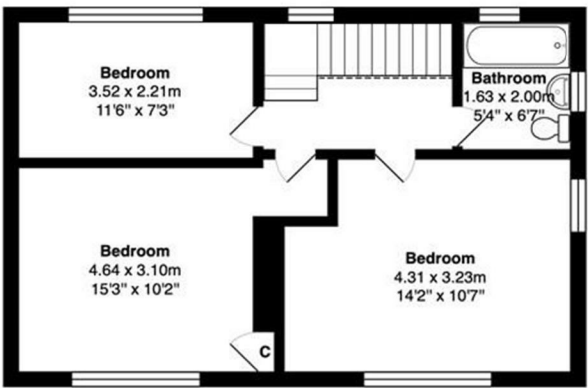
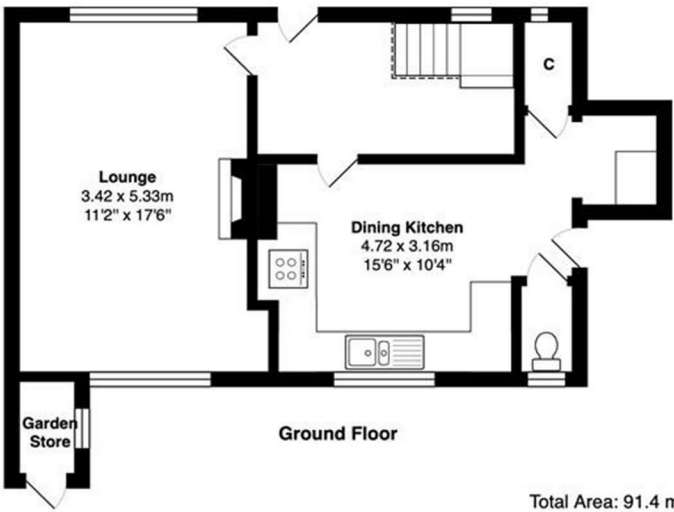
Viewings

Viewings by arrangement only. Call 01535 655212 to make an appointment.

EPC Rating:

D

Energy Efficiency Rating		
	Current	Potential
Very energy efficient - lower running costs		
(92 plus) A		
(81-91) B		84
(69-80) C		
(55-68) D	64	
(39-54) E		
(21-38) F		
(1-20) G		
Not energy efficient - higher running costs		
England & Wales		EU Directive 2002/91/EC



Total Area: 91.4 m² ... 984 ft²

All measurements are approximate and for display purposes only