



Copse Place, Steeton, BD20 6FD

Asking Price £249,950

- SEMI DETACHED HOUSE
- ALLOCATED PARKING FOR TWO CARS
- HIGH-QUALITY FIXTURES & FITTINGS THROUGHOUT
- SOUGHT AFTER LOCATION
- THREE BEDROOMS
- LOW MAINTENANCE GARDEN TO THE REAR
- LUXURIOUS BATHROOM
- MOVE IN READY

Copse Place, Steeton, BD20 6FD

Tucked away at the head of a peaceful cul-de-sac within a thoughtfully designed residential development by Redrow Homes, this superbly presented and stylish three-bedroom semi-detached home is finished to an impressive specification throughout creating an ideal home ready to move into.



Council Tax Band: C



PROPERTY DETAILS

Tucked away at the head of a peaceful cul-de-sac within a thoughtfully designed residential development by Redrow Homes (constructed in 2015 to an exceptional standard), this superbly presented and stylish three-bedroom semi-detached home is a rare find—balancing comfort, elegance, and practicality in equal measure.

Set within walking distance of Steeton village amenities and the railway station, the property is finished to an impressive specification throughout. Modern comforts include gas central heating, UPVC sealed unit double glazing and a full range of high-quality contemporary fixtures and fittings, creating an ideal home ready to move into.

Step through the substantial composite front door into a bright and welcoming entrance hall, complete with oak-style laminate flooring and a spindled staircase leading to the first floor. A large under-stairs cupboard offers practical storage and includes plumbing for a washing machine. The adjoining cloakroom is beautifully appointed with a modern white suite, wood-effect flooring, fitted storage and an extractor fan.

At the heart of the home lies a stunning dining kitchen. Sleek cream gloss units contrast elegantly with dark oak-effect worktops and upstands, complemented by premium integrated AEG appliances, including a built-in oven and microwave, stainless steel gas hob with matching splashback, glass-and-steel extractor hood, fridge with freezer compartment and plumbing for a dishwasher. Recessed LED spotlights and oak laminate flooring complete this sophisticated, functional space.

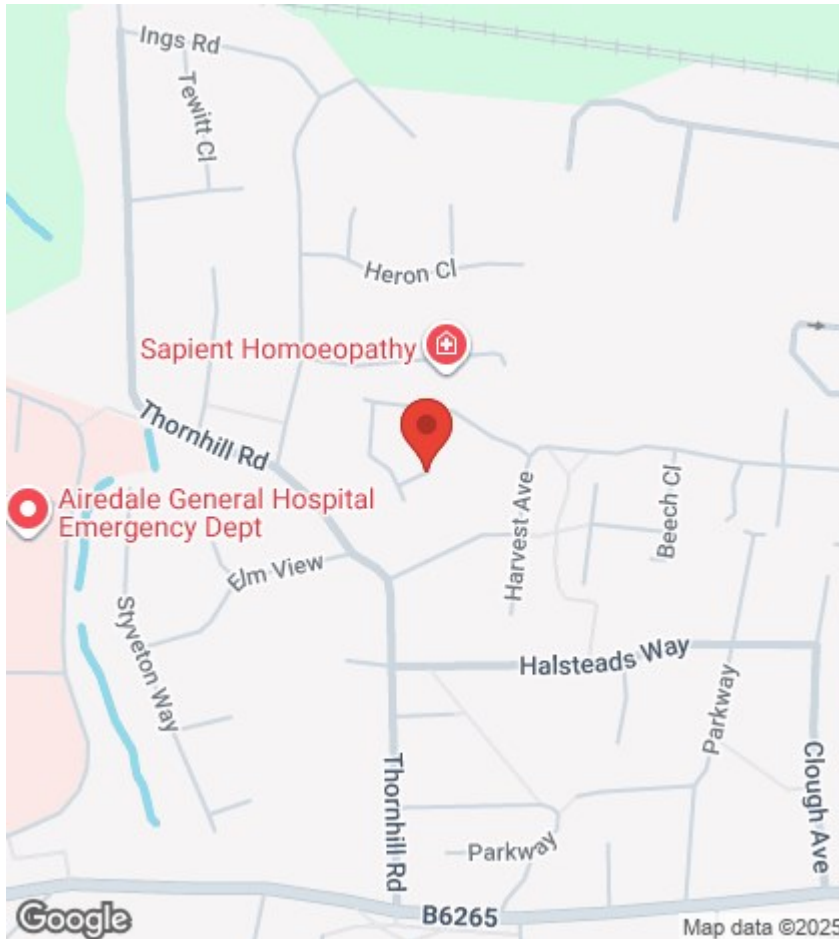
To the rear, the spacious living room invites relaxation, enhanced by twin French doors that open directly onto the beautifully landscaped garden. Designed for easy upkeep, the outdoor space features an artificial lawn, a flagged patio ideal for al fresco dining or entertaining and a canopy providing shelter in all seasons. A modern garden store adds further practicality.

Upstairs, three tastefully decorated bedrooms offer comfortable and versatile living options, with the rear rooms enjoying pleasant garden views. The luxurious bathroom is fitted with a sleek, contemporary white suite including a panelled bath with screen and thermostatic shower, a hand wash basin and low suite WC—all set against stylish contrasting wall tiles and finished with chrome fixtures and a heated ladder-style towel radiator.

Outside, the property enjoys a neat frontage and its own allocated parking space for 2 cars. The overall setting offers peace and privacy while still being conveniently connected.

Steeton is a highly sought-after village, home to a wide array of local amenities including a Co-op supermarket, primary school, public house, hotel/restaurant, medical centre, sports clubs, community events and the Airedale General Hospital. The nearby railway station provides direct links to Skipton, Keighley, Bradford and Leeds, while the towns of Skipton, Ilkley, Keighley and Colne are all within a fifteen-minute drive.

Every inch of this home has been carefully considered and impeccably maintained, making it a standout choice for those seeking stylish, move-in-ready accommodation in a highly desirable location. Viewing is highly recommended to fully appreciate the quality and lifestyle on offer.



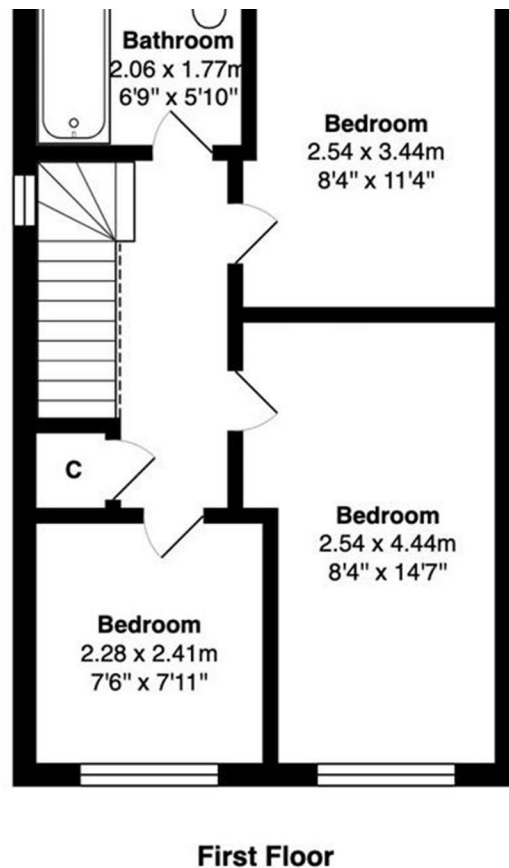
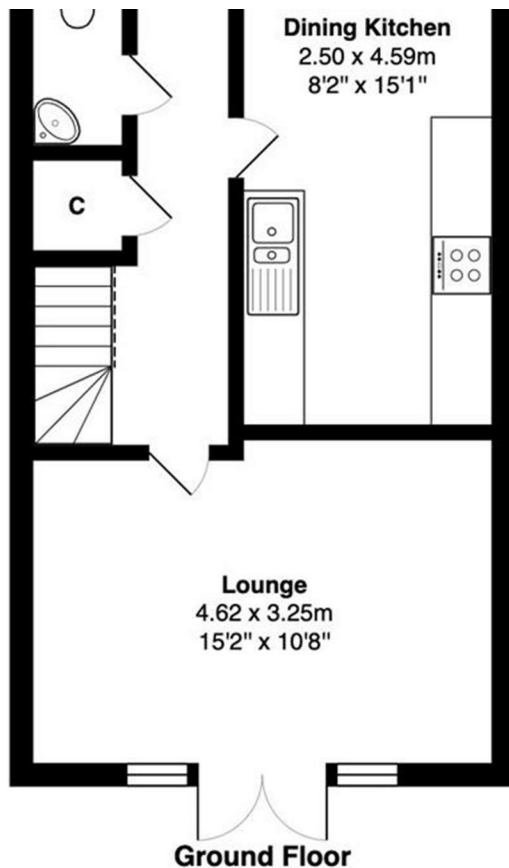
Viewings

Viewings by arrangement only. Call 01535 636238 to make an appointment.

EPC Rating:

C

Energy Efficiency Rating		
	Current	Potential
Very energy efficient - lower running costs		
(92 plus) A		
(81-91) B		88
(69-80) C	77	
(55-68) D		
(39-54) E		
(21-38) F		
(1-20) G		
Not energy efficient - higher running costs		
England & Wales	EU Directive 2002/91/EC	



Total Area: 74.0 m² 796 ft²