

BUCKS

— PROPERTY AGENTS —



4 Temple Bar Mews, Stowmarket, IP14 1HG

Asking Price £280,000

- Three Bedrooms
- Downstairs Cloakroom
- Sealed Unit Double Glazing
- Close to Town Centre and Railway Station
- Vacant Possession
- Semi Detached Home
- Gas Radiator Central Heating
- En Suit to Master Bedroom
- Quiet Location with Greenery
- No Upward Chain

4 Temple Bar Mews, Stowmarket IP14 1HG

Nestled in the tranquil Temple Bar Mews of Stowmarket, this charming semi-detached house presents an excellent opportunity for those seeking a comfortable family home. Boasting three well-proportioned bedrooms, this property is ideal for families or individuals looking for extra space. The house features a welcoming open plan reception room kitchen, perfect for entertaining guests or enjoying quiet evenings in.

Convenience is at your doorstep, as the property is situated close to the town centre and the train station, making commuting and local amenities easily accessible. The downstairs cloakroom adds to the practicality of the home, ensuring that everyday living is both comfortable and efficient.

One of the standout features of this property is its peaceful location, surrounded by greenery, providing a serene environment to unwind after a busy day and with off road parking for two vehicles finding a space at the end of the day will be a breeze. With vacant possession and no upward chain, this home is ready for you to move in without delay.

Stowmarket offers something for everyone from local, individual and traditional shops, cafes, restaurants, leisure centre, cinema, medical facilities, schools, railway station with main lines to London, Norwich, Bury St Edmunds, Cambridge and Ipswich.

Whether you are a first-time buyer or looking to settle into a new community, this semi-detached house in Temple Bar Mews offers a perfect blend of convenience and tranquillity. Don't miss the chance to make this property your own.



Council Tax Band: C



Entrance Hall:

With tiled floor and radiator.

seclusion the garden is surrounded by wall and fencing.

Cloakroom:

With tiled floor, low level WC, pedestal basin and radiator.

Sitting Room:

With window to front, full length windows to rear and French doors leading onto the rear garden making this a bright and airy space. Stairs to first floor, understairs cupboard, TV point, tiled floor and two radiators.

Kitchen:

With window to rear, range of high and low level units, stainless steel sink and drainer and tiled splashbacks. Electric oven, gas hob with extractor hood and fan, space for fridge freezer, boiler housed in a cupboard and tiled floor.

FIRST FLOOR

Landing:

With engineered oak flooring, loft access, storage cupboard, shelved airing cupboard and radiator.

Bedroom One:

With window to rear, built in cupboard, engineered oak flooring and radiator.

En Suite:

With shower in cubicle, pedestal basin, low level WC, tiled walls, vinyl flooring, extractor fan and radiator.

Bedroom Two:

With window to front, engineered oak flooring, built in double wardrobe and radiator.

Bedroom Three:

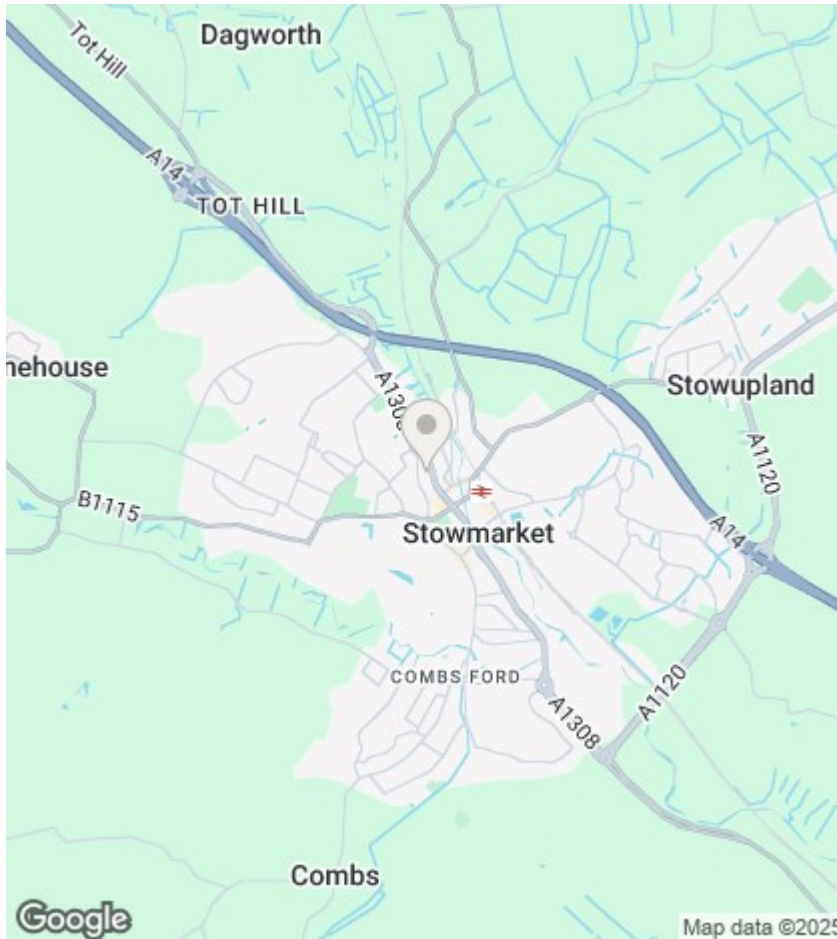
With window to front, engineered oak flooring and radiator.

Bathroom:

With window to side, bath with shower over, low level WC, pedestal basin, extensively tiled walls, vinyl flooring and radiator.

Outside:

To the front of the property is block paving providing off road parking for two vehicles. A pathway leads to the front door with mature shrubs and trees to the side. A side gate leads to the rear garden that comprises of lawn, shed and for privacy and



Directions

Head north on Market Pl towards Tavern St/B1115 Turn right at the 1st cross street onto Station Rd W/B1115 Turn left onto Gipping Way/A1308 Turn left onto Temple Bar Mews Destination will be on the right
Arrive: Stowmarket IP14 1HG, UK

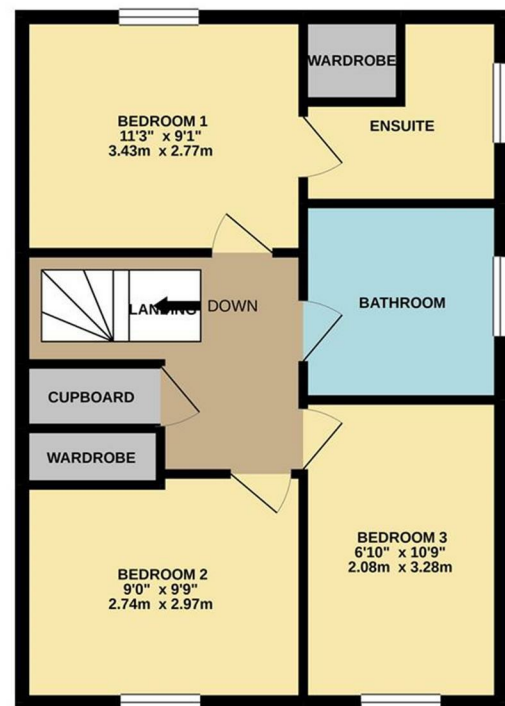
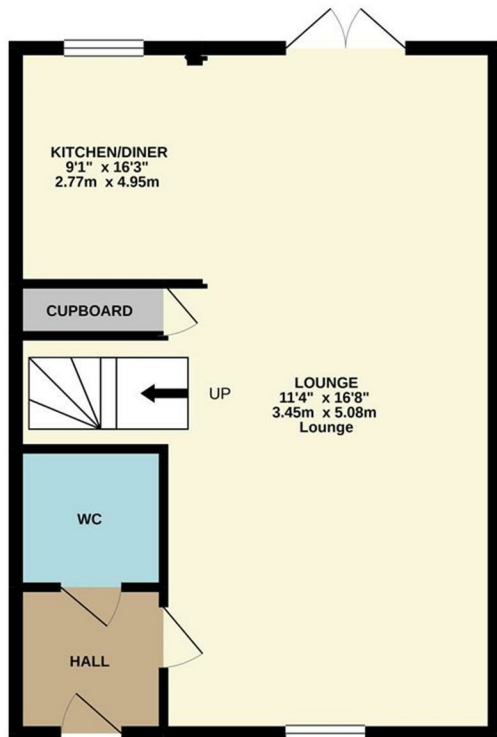
Viewings

Viewings by arrangement only.
Call 01449614700 to make an appointment.

EPC Rating:

B

| Energy Efficiency Rating | | |
|---|---------|-------------------------|
| | Current | Potential |
| Very energy efficient - lower running costs | | |
| (92 plus) A | | 94 |
| (81-91) B | 82 | |
| (69-80) C | | |
| (55-68) D | | |
| (39-54) E | | |
| (21-38) F | | |
| (1-20) G | | |
| Not energy efficient - higher running costs | | |
| England & Wales | | EU Directive 2002/91/EC |



TOTAL FLOOR AREA : 1118 sq.ft. (103.9 sq.m.) approx.

Whilst every attempt has been made to ensure the accuracy of the floorplan contained here, measurements of doors, windows, rooms and any other items are approximate and no responsibility is taken for any error.