



EDEN MIDCALF  
— SALES & LETTINGS —

£239,950  
Castle Lane  
Bewdley, DY12 1BX



## PROPERTY SUMMARY

Available with No Upward Chain. In close proximity to and with views of the Severn Valley Railway, this Grade II listed three bedroom semi-detached cottage is in a quiet cul-de-sac setting in Bewdley. Offering a delightfully quirky / versatile layout retaining much of its original character and period features, and arranged over three floors, including three bedrooms, a cellar and an attractive cottage garden, with potential to make into off-street parking. Walking distance to the town amenities.

3



1

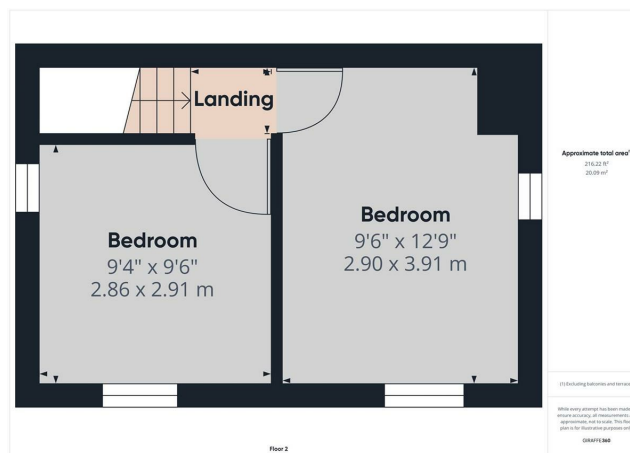
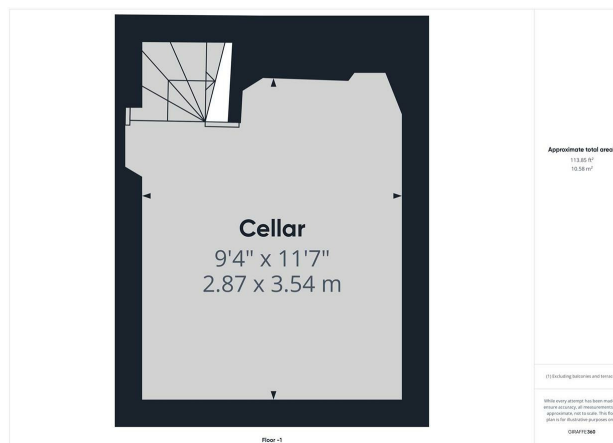
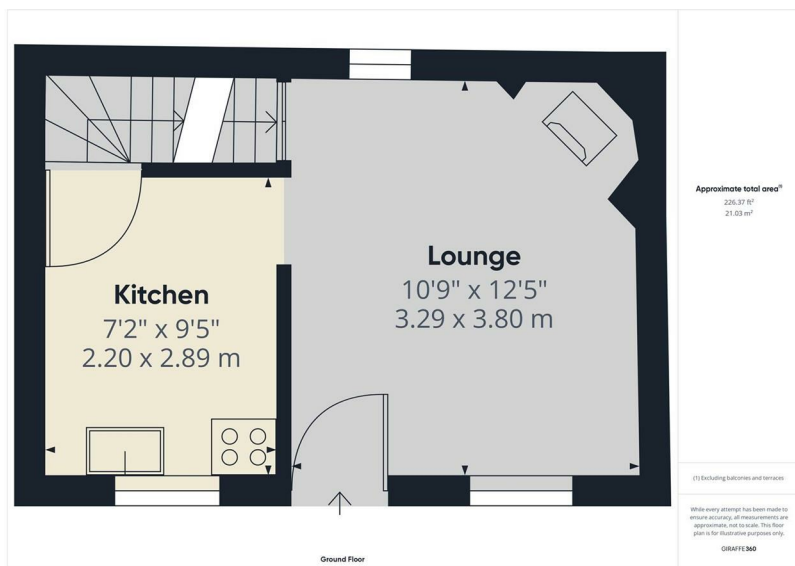


1







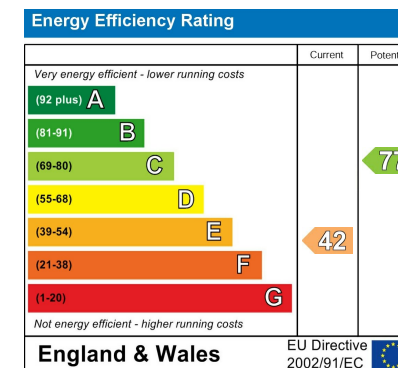


**LOCAL AUTHORITY**  
Wyre Forest District Council

**TENURE**  
Freehold

**COUNCIL TAX BAND**  
C

**VIEWINGS**  
By prior appointment only



Agents Note: Whilst every care has been taken to prepare these particulars, they are for guidance purposes only. All measurements are approximate and are for general guidance purposes only and whilst every care has been taken to ensure their accuracy, they should not be relied upon and potential buyers/tenants are advised to recheck the measurements.

**EDEN MIDCALF**  
— SALES & LETTINGS —

5 Load Street  
Bewdley  
DY12 2AF

01299 402392  
wyreforest@edenmidcalf.co.uk  
<https://www.edenmidcalf.co.uk/>  
us/