



High Road, North Finchley, N12

Guide Price £375,000



 1 Bedroom  1 Bathroom  1 Reception



Adam Hayes - North Finchley Office - Sales 365 Ballards Lane, North Finchley, London, N12 8LL
 Tel: 020 8445 4008 Email: info@adam-hayes.co.uk Web: www.adam-hayes.co.uk

High Road, North Finchley, N12

Guide Price £375,000

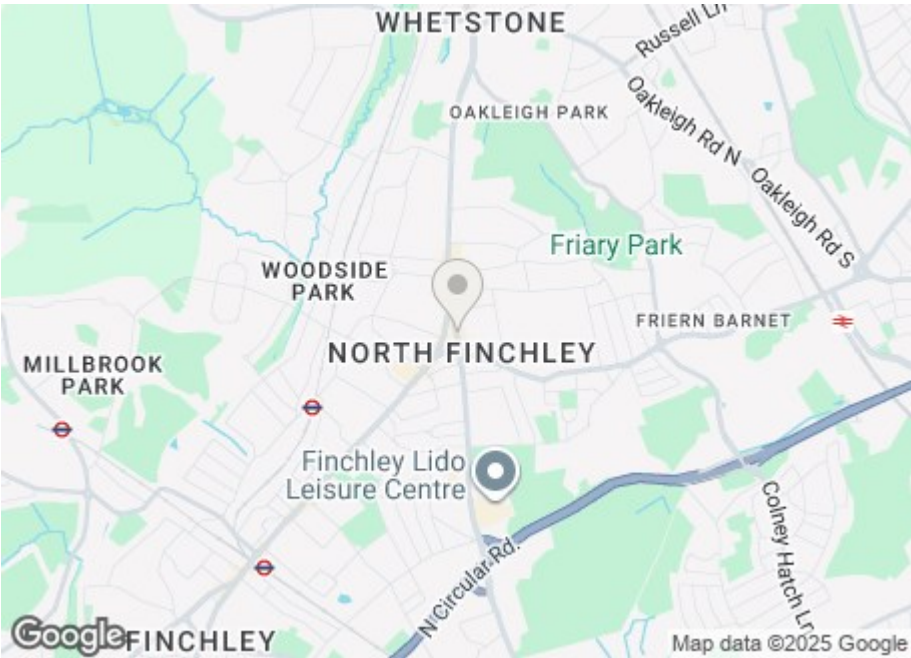
 1 Bedrooms  1 Bathrooms  1 Receptions

Key Features

- One Double Bedroom
- Top Floor Apartment
- Modern Interiors Throughout
- Lift Access
- Suitable for First Time Buyers or Buy To Let Investors
- Private Balcony With Stunning Panoramic Views

Other Information

Tenure: Leasehold
Length of Lease: 119 Years
Ground Rent: £300.00 P/A
Service Charge: £2,000 P/A
Council Tax Band: C



Nearest Stations

Woodside Park Station 0.5 miles
West Finchley Station 0.6 miles
Finchley Central Station 1.1 miles

Property Description

Set within a highly sought-after modern development in the heart of North Finchley is this beautifully presented one-bedroom apartment, boasting a private south-facing balcony with far-reaching panoramic views across London. The property features a stunning bespoke kitchen with integrated appliances, seamlessly opening onto a bright and airy living area flooded with natural light and providing direct access to the balcony. Further benefits include a generously sized bedroom measuring approximately 13ft with fitted wardrobes, a contemporary fully tiled three-piece bathroom suite, and immaculate décor throughout. This property is ideally positioned on North Finchley High Road, within just moments from an excellent selection of local schools, shops, cafés, amenities, and superb transport links, including North Finchley Bus Station and Woodside Park Underground Station (Northern Line). To appreciate the size, condition and location, an internal viewing is highly recommended via vendors sole agents Adam Hayes Estate Agents.

Energy Efficiency Rating		
	Current	Potential
Very energy efficient - lower running costs		
(92 plus) A		
(81-91) B		
(69-80) C	73	73
(55-68) D		
(39-54) E		
(21-38) F		
(1-20) G		
Not energy efficient - higher running costs		
England & Wales		
EU Directive 2002/91/EC		

**Approximate Gross Internal Area
604 sq ft - 56 sq m**



Although every attempt has been made to ensure accuracy, all measurements are approximate.
This floorplan is for illustrative purposes only and not to scale.
Measured in accordance with RICS Standards.

These particulars, whilst believed to be accurate, are set out as a general outline only for guidance and do not constitute any part of an offer or contract. Intending purchasers or prospective tenants should not rely on them as statements or representation of fact, but must satisfy themselves by inspection or otherwise as to their accuracy. We have not carried out a detailed survey, not tested the services, appliances and specific fittings. Room sizes should not be relied upon for carpets and furnishings. The measurements given are approximate. No person in this firm's employment has the authority to make or give any representation or warranty in respect of the property.